

My Education BC Competency Based Plans – Writing Goals and Objectives

- Once you are in the plan area, use the top tabs to navigate to the area you want to work in.



- Choose Core Competency Goals.

- Click Add.



- Name your goal (i.e. CC 1). Choose the Core Competency area and then the facet (the area within the competency) using the search icon.

- Write your goal.


- Or select from the drop down menu.




Do NOT ever leave your working pane without clicking Ok!!

Save often!




7. Click Add  to add an Objective. Number and then write your Objective. Remember to use student voice!

Number	Objective	Strategic
1	I can request items that I want	

8. Input your strategies.

Strategies



Clicking on this symbol will increase the view of your text box so that you can see all your words.

9. Write your base line information in the Objective area. This is also, where you will report progress.

Objective

I can request items that I want.

October 2018:
I use point and make sounds when I really want something. When with adult he

February 2019:
I am more willing to use my talker now and use it to choose my recess snack.

If you have left your work and want to re-visit/complete the goal at another time, you must click on the goal ID (or number) to open it.

ID 	Core Competency	Facet	Go
cc1	Personal Awareness	Self-determination	I ca is €
cc2	Communication	Acquire, interpret, and present information	I pl

**** NOTE: Baseline information and progress must be written within the objective area of plan.**